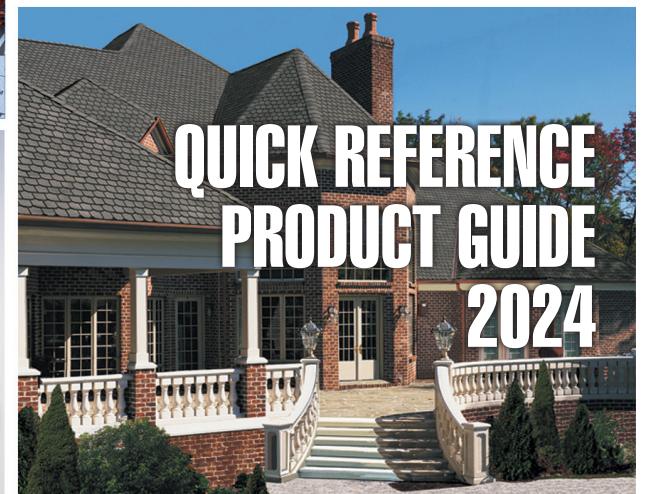





Tarco®







Underlayments are our business®





**QUICK REFERENCE
PRODUCT GUIDE
2024**

LeakBARRIER®





Self-Adhesive Underlayments









Product	Description	Product Data	Usage	Application
 <p>MS300 MS300 Data Sheet</p> 	<p>Fiberglass reinforced, self-adhesive modified bituminous roofing underlayment with mineral granules on the surface for enhanced skid resistance.</p>	<p>1 Square Width 36 in Length 33 ft Weight 30 lb Thickness 56 mil</p> <p>2 Square 36 in 66 ft 60 lb 56 mil</p> <p>(nominal) (nominal) (nominal)</p>	<p>Use under shingles, cedar shakes, mechanically attached tiles. Good for steep slope applications and as a valley liner.</p>	<p>Self-adhered</p>
 <p>NR600 Ultra NR600 Ultra Data Sheet</p> 	<p>SBS modified, non-reinforced, self-adhesive roofing underlayment surfaced with a highly durable polyester reinforcement, for use in high temperature environments. Self-adhesive compound on side lap ensures a bond between adjacent rolls for watertight laps.</p>	<p>Width 36 in Length 72 ft Thickness 60 mil (nominal) Gross Coverage 216 sq ft Weight 55 lb (nominal)</p>	<p>Use under foam-set and mechanically attached tiles, shingles, slate and metal. Good for steep and low slope applications. Ideal for use as an alternative to PS200^{HT} and PS200^{MU}.</p>	<p>Self-adhered</p>
 <p>FS500HT FS500HT Data Sheet</p> 	<p>SBS modified, non-reinforced, self-adhesive roofing underlayment comprising a rubberized asphaltic adhesive and surfaced with a high strength, multi-laminate polyolefinic film structure that is uniquely treated to provide enhanced skid resistance. The rubberized asphalt-based adhesive withstands high temperature conditions up to 250°F and self-seals around nails.</p>	<p>Width 36 in Length 66 ft 8 in Thickness 40 mil (nominal) Gross Coverage 200 sq ft Weight 55 lb (nominal)</p>	<p>Use under shingles, cedar shakes, mechanically attached tiles, and metal (excluding copper and zinc). Good for steep slope applications.</p>	<p>Self-adhered</p>

Self-Adhesive SBS Modified Bitumen Membrane





Product	Description	Product Data	Usage	Application
 <p>EasyStick Plus EasyStick Plus Data Sheet</p> 	SBS modified, granule surfaced, polyester reinforced self-adhesive modified bituminous cap sheet.	Width 36 in Length 36 ft Thickness 120 mil (<i>nominal</i>) Gross Coverage 108 sq ft Weight 80 lb (<i>nominal</i>)	Good for both low and steep slope applications.	Self-adhered

Base Sheets









Product	Description	Product Data	Usage	Application
 <p>EasyBase EasyBase Data Sheet</p> 	SBS modified, glass fiber reinforced, self-adhesive modified bituminous base sheet with a UV resistant polyolefinic film surface.	Width 36 in Length 72 ft Thickness 54 mil (<i>nominal</i>) Gross Coverage 216 sq ft Weight 70 lb (<i>nominal</i>)	Good for both low and steep slope applications.	Self-adhered
 <p>EasyNailBase EasyNailBase Data Sheet</p> 	SBS modified bituminous membrane reinforced with fiberglass mat with polyolefinic film on the top surface and sand on the bottom side, for use as a mechanically attached base sheet in self-adhering roofing systems as well as torch, hot mop and cold applied systems.	Width 36 in Length 72 ft Thickness 50 mil (<i>nominal</i>) Gross Coverage 216 sq ft Weight 60 lb (<i>nominal</i>)	Good for both low and steep slope applications.	Mechanical

Product		Description	Product Data	Usage	Application
	EasyTorch SA Base EasyTorch SA Base	Smooth surfaced, glass fiber reinforced, modified bituminous roofing membrane for use as a base sheet.	Width 36 in Length 72 ft Thickness 50 mil (<i>nominal</i>) Gross Coverage 216 sq ft Weight 70 lb (<i>nominal</i>)	Good for both low and steep slope applications.	Self-adhered
					
	Valley Flash Valley Flash Data Sheet	Fiberglass reinforced sheet sandwiched between two layers of a heavy coating of superior quality bituminous resins modified with synthetic resins.	Width 36 in Length 33 ft 4 in Coverage 1 square Weight 33 lb (<i>nominal</i>)	Use as valley liner under shingles, cedar shakes.	Mechanical
					
	Glass Base Glass Base Data Sheet	Fiberglass reinforced sheet coated with superior quality weathering-grade asphalt.	Width 36 in Length 108 ft Gross Coverage 300 sq ft Weight 72 lb (<i>nominal</i>)	Use as the initial or base ply in built-up and modified bitumen roof systems. Good for both low and steep slope applications.	Mechanical, hot-mopped or cold process adhesives
					
	SA Shingle Starter Shingle Starter Data Sheet	Fiberglass reinforced asphalt coated shingle starter roll surfaced with ceramic granules to protect against UV, weathering and physical damage.	Width 7.2 in Length 33 ft 4 in Thickness 56 mil (<i>nominal</i>) Gross Coverage 20 sq ft Weight 7.5 lb	Use under shingles and cedar shakes For steep slope applications.	Self-adhered
					

Synthetic Underlayments

Product	Description		Product Data	Usage	Application
	EasyLay UDL 15 EasyLay UDL 15 Data Sheet 	Value-priced synthetic roof underlayment with good weather resistance. Woven polymeric scrim imparts strength, while textured fabric surface provides walkability.	Width 48 in (1.22 m) Length 250 ft (76.2 m) Thickness 8 mil (<i>nominal</i>) Gross Coverage 1,000 sq ft (10 sq) Weight 22 lb (<i>nominal</i>)	Designed as an alternative to 15# asphalt saturated felt, good for new and re-roofing applications.	Mechanical
	EasyLay UDL Basic EasyLay UDL Basic Data Sheet 	Polyolefin-based synthetic underlayment with excellent weather resistance that has textured fabric on the topside that provides good traction for the installer.	Width 4 ft (1.219 m) Length 250 ft (76.2 m) Thickness 10 mil (<i>nominal</i>) Gross Coverage 1,000 sq ft (10 sq) Weight 32 lb (<i>nominal</i>)	Use under shingles, cedar shakes, mechanically attached tiles. Good for both low and steep slope applications and as a valley liner.	Mechanical

Roll Roofing

Product	Description	Product Data	Usage	Application
	Asphalt Saturated Organic Felt Asphalt Saturated Organic Felt Data Sheet 	Premium quality organic mat saturated with high-grade asphalt.	Use under shingles, cedar shakes and mechanically attached tiles.	Mechanical
	Asphalt Saturated Base Sheets Asphalt Saturated Base Sheets Data Sheet 	Premium quality organic mat saturated with high-grade asphalt, lightly coated with a mineral release material.	Use as underlayment, eave and valley flashing, and vapor barrier in low slope commercial and residential installations.	Mechanical
	Asphalt Organic Tile Underlayment Asphalt Organic Tile Underlayment Data Sheet 	<div><div>Width</div><div>Length</div><div>Gross Coverage</div><div>Weight</div></div> <div><div>36 in</div><div>36 ft</div><div>1 square</div><div>83 lb <i>(nominal)</i></div></div>	Use under foam and mechanically attached tiles.	Hot mopped or cold process adhesive
	Fiberglass Mineral Surface Roll Roofing (90#) Fiberglass Mineral Surface Roll Roofing Data Sheet 	<div><div>Width</div><div>Length</div><div>Gross Coverage</div><div>Weight</div></div> <div><div>36 in</div><div>36 ft</div><div>108 sq ft</div><div>72 lb <i>(nominal)</i></div></div>	Good for both low and steep slope applications.	Hot-mopped or cold process adhesives

BUILDING ENVELOPE

UNWAVERING PROTECTION AGAINST MOISTURE AND VAPOR

PRODUCT

DESCRIPTION

PRODUCT DATA

USAGE

APPLICATION



BG700

[BG700 Data Sheet](#)



Self-adhering SBS modified bituminous membrane with a high strength cross laminated polyethylene film on the upper side and a removable silicone treated release liner on the bottom adhesive side.

Width 36 in
Length 66 ft 8 in
Thickness 60 mil (nominal)
Gross Coverage 200 sq ft
Weight 73 lb (nominal)

Multi-purpose membrane for vertical and horizontal waterproofing of foundation walls, tunnels, earth shelters, plaza decks, parking decks, balconies and terraces and under siding, exterior plaster, wall flashing or anywhere it will be protected from prolonged exposure to ultraviolet light. Also good for interior applications.

Self-Adhered



25RA

[25RA Data Sheet](#)



Premium-grade, specially formulated SBS self-adhered flashing membrane designed for use on vertical walls and other non-roofing applications

Width 4 in, 6 in, 9 in, 12 in, 18 in, 24 in, and 36 in widths
Length 75 ft
Thickness 25 mil (nominal)

Versatile flashing membrane offers a moisture barrier around window and door openings, inside and outside corners of sheathing, electrical and plumbing penetrations, wall-to-wall tie-ins, deck-to-side wall transitions, behind stone and masonry walls, sheathing panel seams, foundation sill plates, behind stucco finishes, and more.

Self-Adhered



BarrierKraft 60

[BarrierKraft 60 Data Sheet](#)



60 lb asphalt saturated Kraft paper with six times the water holdout capability required by code standards,

Width 40 in
Length 72 ft 8
Thickness
Gross Coverage 240 sq ft
Weight 13 lb per roll

Use behind masonry, stone, stucco, fiber cement, wood, vinyl siding along with other claddings as both a primary and a secondary weather-resistant barrier.

Mechanical



Butyl

[Butyl Data Sheet](#)



High-performance, self-adhesive membrane designed for sealing windows, doors, and construction joints. Tailored for performance across high and low temperatures, down to 5°F, it integrates a robust butyl adhesive with engineered polyethylene film.

Width 4 in, 6 in, 9 in, 12 in
Length 75 ft
Thickness 18 mil

Versatile flashing membrane offers a moisture barrier around window and door openings, inside and outside corners of sheathing, electrical and plumbing penetrations, wall-to-wall tie-ins, deck-to-side wall transitions, behind stone and masonry walls, sheathing panel seams, foundation sill plates, behind stucco finishes, and more.

Self-Adhered

LeakBarrier® 25RA Roof Deck Flashing

[25RA Roof Deck Flashing Data Sheet](#)

Premium-grade, self-adhered SBS flashing membrane designed to seal joints and seams in the roof deck.

Roll Widths 4" and 6" widths
Lengths: 75' long
Thickness: 25 mil

Use to seal all joints and seams on a roof deck. It can also be used to prepare a substrate for additional waterproofing applications by sealing wider joint and seam gaps.

Self-Adhered



One Information Way, Suite 225 ♦ Little Rock, AR 72202
Voice: 501-945-4506 ♦ 800-365-4506 ♦ Fax: 501-945-7718 ♦ www.tarcoroofing.com

Revised 6/2024

© 2024 Tarco All Rights Reserved. Printed in U.S.A.

