

US Edition



2024 Edition



# Grizzly Equipment

North American Leader in Manufacturing Roofing Equipment

Established for over 40 years












**1-888-325-9953**

[orders@grizzlyase.com](mailto:orders@grizzlyase.com)



**Grizzlyequip.com**

Proudly made in North America

	On Deck Equipment	4
	Powered Deck Equipment	11
	Hoisting Equipment	22
	Kettles	28
	Tools	32
	Safety Equipment	34
Other Product Lines		37
  		





**We make  
roofing easy**



# On-Deck Equipment

The best products are the result of exceptional design.

Our on-deck equipment comes with solid wheels (model numbers ending in SW). Available with standard wheels upon request.



## 101 000SW Mini Mopper 40"

Features a hole every inch for ideal flow adjustment with a wide rear leg for stability and to avoid puncturing the roof membrane. A split handle allows getting close to protrusions.

**\$985**

102 000	36" Mini mopper	\$960
104 000	48" Mini mopper	\$1050
101 050	Screen for Mini mopper	\$100



## 110 000SW Gravel Spreader

The adjustment of the dispensing door is simple and the handle is removable for storage. The rear wheel is offset for operator comfort. The manual spreader is a perfect pairing with the mini mopper.

- 36" wide
- Holds 6' cu. of 1/4" gravel or 2 1/2" ballast

**\$1,220**



## 123 000SW Safety Mop Buggy

A safe and effective way to carry hot asphalt. The handle is reinforced and is made like a "T" to keep it from slipping when pulling.

The rim is rolled to reduce mop drag. The mop buggy comes equipped with a single lifting eye.

24 US Gallons

**\$770**



#### 143 000SW Little Giant Trailer

Can be loaded with rolled goods, plywood, insulation, debris and even a 55 gallon insulated tank. The drop handle acts like a brake when dropped.

**\$1,800**

143 000	LG with standard wheels	\$1,375
143 700	Large Dump Tray	\$2,260
143 800	Double Dump Bucket	\$2,790
140 150	Insulated tank support kit	\$240
143 012SW	Long Giant Trailer	on demand



#### 144 000SW Utility Carrier

The Grizzly utility carrier can be used to transport materials on the roof, including an insulated tank of hot asphalt. Sold with channels and tank rods. This carrier is compact and very maneuverable because of its heavy duty swivel front wheel.

**\$1,270**

144 150	Insulated tank support kit	\$240
---------	----------------------------	-------



#### 146 500 Safety Insulated Tank

All tanks are tested for leaks prior to insulation and jacketing. This 55 G. fully welded tank can be mounted on different machines such as Little giant trailers, Utility Carriers, Workhorses and Predators. US model also available.

**\$1,570**

601 201	Draincock (sold separately)	\$340
---------	-----------------------------	-------

On-deck  
equipment

# Get the job done right, the first time.

We have the best on-deck equipment for roofers on the market. Our products are designed to make your job easier and help you get the job done efficiently.

## All of our on-deck equipment comes with solid wheels.



### 147 000SW Hot Stuff Carrier

A compact and efficient way to supply hot asphalt on the roof. It is also a great way to hoist hot asphalt directly to the roof for small repairs without having to set up the roofline.

Insulated and fully welded to keep its insulation dry, its rear swivel wheel features a parking wheel lock.

\$2,610

601 201 Draincock (sold separately) \$340



### 180 000 Trash Chute Hopper

Heavy duty metal hopper for standard chutes.

- 3 rings for chute chains
- Wide mouth with sides
- Light weight and durable
- Can support up to 30 chutes.

\$1,280

108 008 48 x 96 30" Diameter Chute Section \$280



# The Best Wheelbarrow in North America

On-Deck  
Equipment

The only wheelbarrow on the market that allows you to dump your entire load without letting go of the handles and without breaking the dump bucket. As all our handling equipment, Grizzly wheelbarrows come with solid wheels.

## Wheelbarrows

The roofer's wheelbarrow has been made even better. We have increased the length of the protective nose piece to keep the wheelbarrow from rolling back when dumping. Very well balanced, it will save your back! It is provided with a lifting ring. Once you use this wheelbarrow you won't go back to any other.



**202 000SW**

Roofer's wheelbarrow

**\$555**

202 000 With Standard Wheels \$555

**203 000SW**

Extra wide 18 X 8.50-8 wheels for  
use on EPDM

**\$655**

203 000 With Standard Wheels \$655





On-Deck  
Equipment

# Handling Equipment

A safe and easy way to transport a 100 lb propane tank to and around the roof. Keep your hoses and accessories secure on the roof with our hooks. Our ring safely lifts the voyager and the tank to the rooftop.

1

Voyager 1  
for one  
propane tank

2

Voyager 2  
for two  
propane tanks

**The safest choice for roofers who  
need to lift propane tanks**



## 220 000SW Voyager 1

Designed to carry one propane tank securely nestled inside its frame and held in place by chains.

\$600



## 221 000SW Voyager 2

Designed to carry two propane tanks securely nestled inside its frame and held in place by chains.

\$990



Approved for lifting





### 227 000SW Transporter without rear wheels

The ideal way to move insulation, tentest, felt, etc. around the roof with ease.

\$1,450



### 225 000SW Transporter with rear wheels

Rear wheels add stability and maneuverability, enhancing the overall user experience.

\$1,760



## Easily move insulation up to 800 lbs.

Wider and more stable than the competition. The 4 wheels absorb the load and protect the operator.



## Roll carriers for EDPM and TPO



### Roll carriers for a wide range of materials

Your best choice for transporting, and moving rolls. Designed for 50 x 100 rolls. All the weight is distributed on the buggies, making it easier to move the rollers

#### Grizzly Safety Roll Carriers

Grizzly propose a new roll carrier. This equipment is perfect to transport any rolled material up to 50 X 100 rolls.



#### 230 500 Roll Carrier for EPDM

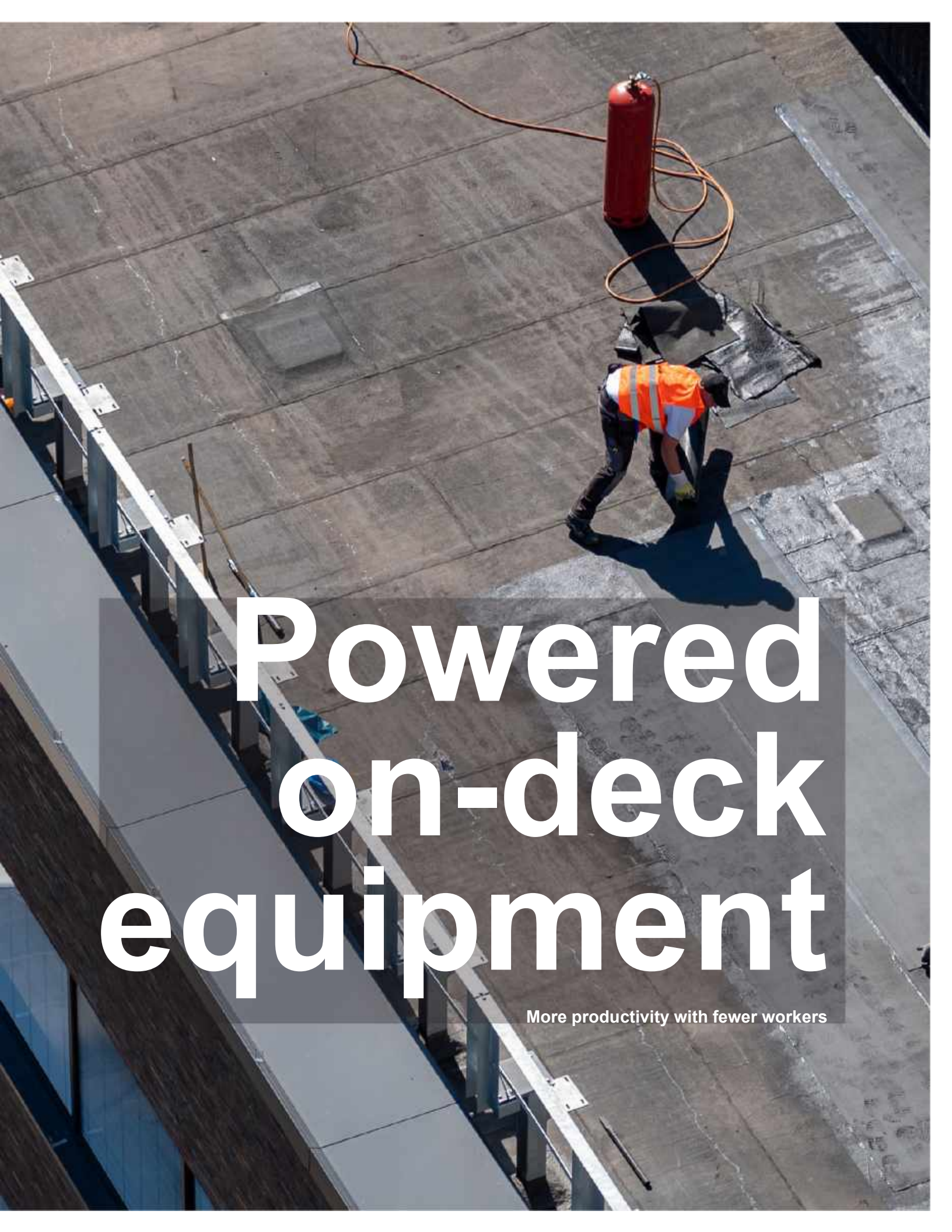
Comes with air filled wheels and a 4 inch pipe – 17' wide.  
Pipe comes in 3 sections for transport. 230 500SW for solid wheels.

**\$3,699**

#### 231 000 Roll Carrier for TPO

Comes with air filled wheels and a 2 inch pipe - 17' wide.  
Pipe comes in 3 sections for transport. 231 000SW for solid wheels.

**\$3,699**



# Powered on-deck equipment

More productivity with fewer workers



# A proven design, great for any size job



## Roof Cutters

The Grizzly Roof Cutter has made life easier for businesses and their employees. It is a versatile tool that can be used in many different ways, which makes it perfect to have on hand at all times! All models come with solid wheels.

### 303 500/303 600 Piranha Cutters

We have equipped the model 303 500 with a GX340 11HP Honda engine & the model 303 600 with a GX390 13HP Honda engine, a single lifting ring, amachined depth control arm, and a floating blade cover for safety.

303 500	11 HP	\$4,200
303 600	13 HP	\$4,450



### 301 000 Roof Cutter

Powered by a GX270 9HP Honda engine. A remote air breather helpskeep dust particles away from the engine, and a centered lifting ringmakes it quick and easy to lift to the roof.

\$3,800



### 304 000 Mini Roof Cutter

This Grizzly mini cutter has a GX200 6.5HP Honda engine and is perfect for tight spots. The handle is adjustable and can fold down to allow cutting under structures that have 18" clearance.

\$3,310

## Roof Cutter Blades.

- Designed to fit all makes and models of roof cutters with a 1" mounting hole and 12" diameter cut profile.
- Even at 2.5" cutting depth, the cutting edge clears the roof profile before beginning the next cut, reducingthe strain on the engine.
- Full 2.25" long by 0.25 wide carbide tips.
- 12" and 14" overall lengths. (Straight Blades)

940 201	Straight 12"
940 203	Straight 14"





# Roofing Workhorses

Grizzly workhorses can handle a number of jobs. The gravel spreader attachment will spread large or pea gravel. The dump tray attachment is used for moving debris or material and the hot tank will supply hot asphalt on larger jobs. All our workhorses come with solid wheels.

## We Make Roofing Equipment Better.

The frame is more durable, with 1" Differential providing greater stability and a new complete chain guard for safety



### 330 000SW Workhorse

Equipped with a GX160 5.5HP Honda engine. Easily adjustable brake and clutch mechanisms

\$5,990

330 150	Insulated tank support kit	\$240
330 500	Gravel spreader	\$1,260
330 700	Dump tray	\$1,010
332 700	Large Dump Tray	\$1,200



### 332 000SW Hydraulic Workhorse

Equipped with a GX270 9HP Honda engine. The forward/reverse and dump cylinders allow for greater load capacity. 332 200 & 330 500 sold separately.

\$10,100

330 150	Insulated tank support kit	\$240
330 500	Gravel spreader	\$1,260
332 200	Stand on chariot	\$835
332 700	Large dump tray	\$1,200
330 700	Dump tray	\$1,010



### 333 000SW Wheel Under Workhorse

Same features as the 330 000 in a more compact and narrower unit. This Workhorse tackles large-scale gravel spreading task with unmatched control and efficiency.

\$8,660

330 150	Insulated tank support kit	\$240
333 500	Gravel spreader	\$1,280
332 700	Large Dump Tray	\$1,200
330 700	Dump tray	\$1,010

# Workhorse Attachments

Work faster and stronger

146 500 55 Gal. Insulated Tank



330 150 Support kit



## 330 150 Insulated Tank Support Kit

Tank attachment only. Workhorse sold separately.

**\$240**

146 500	55 Gal. Insulated Tank	\$1,570
---------	------------------------	---------

## Gravel Spreader Attachments

Gravel spreader attachment only. Workhorse sold separately.

330 500	Gravel Spreader for 330 000 and 332 000	\$1,260
333 500	Gravel Spreader for 333 000	\$1,280



## 330 700 Dump Tray

Dump tray attachment only. Workhorse sold separately.  
Use for 330000- 332000- 333000

**\$1,010**



## 332 700 Large Dump Tray

Dump Tray attachment only. Workhorse sold separately.  
Use for 330000 -332000-333000

**\$1,200**

The Predator's many attachments will help you do the job without headaches or backaches.



## The ideal machine to haul material

Grizzly has developed the Predator, a rugged and very efficient machine engineered to be simple to operate and maintain and compact enough to work in tight areas.

With its differential and dual rear swivel wheels, the Predator has a zero turning radius. When you combine the Predator's 36" overall width to its maneuverability the Predator can work in places others only dream about.

- 340 300 Hot tank support
- 340 400 Platform with swivel wheels
- 340 450 Engine guard
- 340 500 Gravel Spreader
- 340 600 TPO roll carrier
- 340 700 Dump tray
- 340 800 Deep tray 30"

### 340 000 Predator Mechanical Transporter

The most complete motorized wheelbarrow in the industry, this equipment can be used for all kinds of roofing.

\$5,650

### 340450 Engine protector for predator optional

\$225



340 000 + 340 700

**340 700 Dump tray**

\$975



340 000 + 340 300 + 146 500

**340 300 Insulated tank support kit**

\$240



340 000 + 340 400

**340 400 Platform with Swivel wheels**

\$1,200



**340 600 TPO Roll Carrier for Predator**

**\$815**



**340 500 Gravel Spreader for Predator**  
Gravel spreader for predator (for 1/4" up to 3" stone)

**\$1,300**



**340 800 Deep Dump tray**  
30" dump tray. Can dump directly into trash chute.

**\$1,080**

## Hydraulic Roof Remover

The powerful Hydraulic Roof Remover is equipped with three hydraulic motors. It turns 360 degrees with ease with two independent motorized wheels.



**320 000SW Hydraulic Roof Remover**  
Equipped with solid wheels, 11 HP engine and standard blade.  
Length: 72" Width: 32"

**\$11,250**

## Hydraulic Roof Remover

Two hydraulic motors drive the wheels and the blade is driven from a third hydraulic motor. The engine is GX340 by Honda. This technology provides Grizzly with the advantage of controlling each of the wheels individually to allow forward, reverse and even turning, an industry first!

- Stroke control for light concrete and polystyrene
- Wide tires with excellent traction
- Direct drive on blade for stroke control

320 039 Optional 34" blade \$230





# Our equipment is user-friendly, making your job easier.



## 350 000 12" Roof Planer

For large or small jobs, can get you to within an inch of walls or curbs.

The Grizzly Planer runs smoothly minimizing operator fatigue and producing a table top smooth finish. Equipped with a new height adjustment handle, this planer features a 13 HP GX390 Honda engine and four carbide pins that are very solid and durable. A single lift ring allows safe and easy hoisting to the roof.

**\$4,990**

## 14" Rotary Planer

The 14" Rotary Planer is available in ASE catalogue (104 400).

**\$5,100**



## 370 000 36" Sweeper

The 370 000 36" Sweeper comes complete with a 9 HP GX270 Honda engine. This Sweeper can be easily maneuvered and controlled. There are three sweeping positions with the steel and nylon brush producing a clean surface. Comes with Poly Coil brush only.

**\$6,700**

## 40" Sweeper

The 40" Sweeper is available in ASE catalogue (104 680).

**\$7,780**

104 682	Poly Coil	\$7,998
104 680	Poly Steel	\$7,780



Powered  
On-Deck  
Equipment

# Make your life easier

Equipment is easy to use and maintain, so you'll spend less time and money keeping it running

**Use our tools to get the job done in half  
the time and with fewer workers**

Call us today. 1-888-325-9953



### **385 000 Primer Sprayer**

Save time by not having to roll the primer on. Adjust the pressure to your needs. 50' long hose, 4 HP Honda engine.

**\$4,850**



### **391 000 EPDM Seam Roller**

Prevents air pockets and fish mouths. You'll never have to work on your hands and knees again. Features a Honda engine and a single lift ring for safety.

**\$3,450**



# 410 000 - G41

## The lightest skid steer

The G41 is the lightest skid steer in its class and is equipped with a universal attachment adaptor that allows the use of accessories.





## 410 000SW G41 Mini Loader\*

Equipped with solid wheels

Length: 72" Width: 32"

\$23,200

\*pictured with the hydraulic grapple attachment

**FUN TO HANDLE!**

## The machine that saves you time and money

Picked up, pushed, swept, tore off, carried, moved and dumped by a single person



How about a machine that can pick-up, push, sweep, tear-off, carry, move, dump, lift, dig, etc... and do it safely with minimal maintenance.

The G41 is the lightest machine in its class, while being very powerful. Its high torque engine is equipped with a universal attachment adaptor that allows the use of several accessories.

The G41 features 4 independent hydraulic wheel motors that require no chains, and therefore no adjustments nor tensioning of these chains, eliminating the lag from loose chains. The controls keep their precision, and the operator keeps working, reducing down time.

Safety is enhanced by placing the operator on a platform at the back of the machine, allowing the operator to "Step-off" in case of an emergency.

The operator's feet are also protected from the machine's moving wheels and ergonomic levers permit comfortable and precise use of the controls.

This configuration also keeps the bucket away from the operator, keeping falling debris away from the operator's hands and head. Maintenance is made easy by putting everything within reach.

- Hauling Capacity: 500 lb
- Tip load: 1000 lb



# G41 Attachments



**410 100 Bucket**

**\$1,064**



**410 200 Hydraulic grappler bucket**

It will allow you better handling of waste, debris, or materials on the roof.

**\$2,280**



**Double wheel kit\***

<b>411 000</b>	<b>Double wheel kit</b>	<b>\$1,450</b>
<b>411 000SW</b>	<b>Double solid wheel kit</b>	<b>\$1,850</b>

\*Pictured with the 410 100 bucket attachment



**412 000 Hydraulic Sweeper**

This 44" sweeper allows you to sweep forward, to the left or to the right depending on your needs. The brush rotation speed is adjustable.

**\$3,920**



**413 000 Roof remover**

This attachment will lift the old material over its back plate to allow the material to be picked up at a more comfortable height, to be discarded into trailer or workhorse.

**\$1,290**

<b>320 039</b>	<b>Optional 34" blade for roof remover</b>	<b>\$230</b>
----------------	--	--------------



**414 000 Fork Attachment**

An efficient way to transfer skids of light material, rolls, bundles or whatever can be loaded onto or picked up by these forks.

Forks slide side to side to adjust to your needs.

Back guard is removable. May lift up to 500 lbs.

**\$1,375**

## G41 Attachments list

Some attachments are not shown in a photo.

410 100	Bucket	\$1,064
410 200	Hydraulic grappler bucket	\$2,280
411 000	Double wheel kit	\$1,450
411 000SW	Double solid wheel kit	\$1,850
418 000	Trailer hitch attachment for LG18 Trailers ( 143 000SW)	\$360

\*\*418 000 attachment allows you to attach LG18 Trailers ( 143 000SW)

412 000	Hydraulic Sweeper	\$3,920
413 000	Roof remover	\$1,290
320 039	Optional 34" Blade for Roof Remover	\$230
414 000	Fork attachment	\$1,375
415 000	Backhoe attachment	\$2,440

Prices subject to change without notice. Transport fees not included.

# Hoisting Equipment



## TT1000 HOISTS

The GRIZZLY TT1000 has a lifting capacity of 1000 lbs and comes with a front leg that is adjustable in height, a rear leg base for receiving the required 27 counterweights (sold separately), and a standard power unit featuring a GX270 Honda engine.

502 000	TT1000 Hoist complete	\$11,400
597 000	Counterweight	\$157



**512 500 Power Unit**  
Unit sold separately

**\$3,100**



**An ideal choice  
for projects  
requiring extra  
reach and  
convenience**


599 000 Gin Wheel \$395

597 000 Counterweight 55 lbs \$157  
(1.5 ratio needed)

### **532 000 Mechanical Swing Hoist Frame**

This innovative Swing hoist frame uses your own ladder hoist power unit to hoist merchandise to and from the roof. The hoist will have 250 lbs. or 400 lbs. capacity depending on the power unit being used. Gin wheel and Counterweights sold separately. 1.5 ratio needed for counterweights + 2 on the front legs.

**\$3,300**



### **531 000 Manual Swing Hoist**

On the 300 LBS capacity Grizzly Swing hoist the boom and operator fence can be mounted so boom will Swing left or right to unload material or equipment on the roof. Gin wheel and counterweights sold separately.

**\$1,560**



### **530 500 Hand Hoist**

The Grizzly 300 LBS capacity hand hoist is ideal for lifting lightweight material and equipment quickly and safely to the roof. Gin wheel and counterweights sold separately.

**\$1,100**



### 502 500 Power Unit for TT1000

Honda GX270 9 HP

**\$6,150**



### 501 300 Fork

Two flip back stoppers keep the rolled goods safely inside. Work faster and minimize cable wear.

**\$650**



### Trash Trays

590 000	38-1/8 x 71-7/8 x 19-1/4 with sling	\$1,640
591 000	42 x 76 x 23 with sling	\$2,060



### 501 450 Super Gravel Bucket

A heavy-duty bucket with a round base that will not damage the roof surface and that serves as a guide to the sliding door.

**\$960**



### 501 480 Gravel Bucket 800 lbs

800 LBS capacity gravel bucket. Only 27-3/4" in height at the lip for easy loading.

**\$1,230**



### 501 490 Gravel Bucket 1600 lbs

1600 LBS capacity gravel bucket. Only 30-1/4" in height at the lip for easy loading.

**\$1,799**



### 598 000 Ladder Wheel

Installed on two standard ladder rungs, the handle pulls the ladder away from the roof to recover the merchandise.

**\$200**



### 599 000 Gin Wheel with Hook

All-purpose 12" gin wheel, can be used with 530 500 and 531 000 hand hoists.

**\$315**



### 597 000 Counterweight

A hole is provided as a handle for ease of transport and they are stamped "55 lbs".

**\$157**



# SAFETY HOIST<sup>CO.</sup> Ladders

Simple, safe, affordable. All track comes in 8 ft or 4ft sections, for easy storage and assembly in the field.



# Electric and Gas Hoist Ladders



**EH-250/500 Electric Ladder Hoist**

- Extremely lightweight and portable with wheels for easy transportation
- Easy set up- no special tools required
- One-person operation

	EH250	EH500
Max weight capacity	250 lbs	500 lbs
Standard height	28' - 44'	28' - 44'
Engine warranty	1 year	1 year
Hoist warranty	1 year	1 year
Engine type	Electric	Electric



**CH-200H Gas Ladder Hoist**

- Easy set up- no special tools required

	CH200H
Max weight capacity	200 lbs
Standard height	26.5' - 42.5'
Engine warranty	3 year
Hoist warranty	1 year
Engine type	Honda



**AH-300/VH-300H Gas Ladder Hoist**

- Easy set up- no special tools required
- Rugged all-steel construction

	AH300	VH300H
Max weight capacity	300 lbs	300 lbs
Standard height	30.5' - 42.5'	26.5' - 42.5'
Engine warranty	1 year	3 years
Hoist warranty	1 year	1 year
Engine type	Lifan	Honda

Call for price.



# Additional Ladder Sections & Accessories

## Standard Hoists

All units can be operated up to 42.5 ft max with additional ladder sections and support brace

CH-A002	8' Track Section w/Splice Plates
CH-A003	4' Track Section w/Splice Plates
TS-300	Support Brace
HS-ASSY	Hoist Standoff
CH-RAMP	Unloading Ramp
SB-ASSY	Flat Panel/Solar Panel Cradle
UT-L-ASSY	Utility Tray w/Deck Extenders
MH8 -Carriage Extend	Deck Extender
ES-200-250	Emergency Stop

## Heavy-Duty Hoists

All units can be operated up to 44 ft max with additional ladder sections and support brace

HD-A002	8' Track Section w/Splice Plates
HD-A003	4' Track Section w/Splice Plates
TS-500	Support Brace
HS-ASSY	Hoist Standoff
HD-400RP	Unloading Ramp
SB-ASSY	Flat Panel/Solar Panel Cradle
UT-XL-ASSY	Utility Tray w/Deck Extenders
HD-C031-E-ASSY	Deck Extenders
ES-400-500	Emergency Stop



### AH-400/HD-400H Gas Ladder Hoist

- Easy set up- no special tools required
- Rugged all-steel construction

	AH400	HD400H
Max weight capacity	400 lbs	400 lbs
Standard height	28' - 44'	28' - 44'
Engine warranty	1 year	3 year
Hoist warranty	1 year	1 year
Engine type	Lifan	Honda



### SteepSlope Scaffold

- Each rail is 21 ft. standard (2x 8 ft. sections, 1x 5ft. section) & extendable to 42 ft.
- Made for slate, tile, asphalt, and metal (including stone coated) shingle roofs with a pitch between 8/12 and 14/12.

\*Note: This product does not come with planks. However, the system is built to support planks between 2x8 and 2x12.



### HS-ASSY Hoist Standoff

- This patented attachment is recommended, and is universal to every hoist. Removes risk of damage to gutters and drip edges, and is engineered to provide increased stability during heavy lifting"

Call for price.



# Kettles

**Also available with  
the US safety lid**

The best roofing kettles on the market

When you need to get your asphalt transferred, there's no better company than Grizzly.

- All Grizzly kettles are built to offer years of dependable and productive service.
- The heart of any kettle is its heating unit. That is why all Grizzly kettles have heating units made of factory tested round pipe.
- Standard features such as a GX270 Honda engine coupled to a 60 GPM pump and safety flow valve secured on three points, lockable one piece chimney cover, anti-splash lids and engine cover.
- An adjustable hitch, chains and brakes make towing safer and easier.
- Electrical wires are run through tubes and the side marker and fender lights are recessed for protection.
- Burners, hoses, regulator, draincock and thermometer are included.



**625 000 – 300 US Gallons \$20,535**



**635 000 – 400 US Gallons \$24,485**



**650 000 – 600 US Gallons \$30,200**



**680 000 – 800 US Gallons \$32,580**



Prices subject to change without notice. Transport fees not included.



# Patch kettles



**603 000 45 Gallon Patch Pot Kettle**  
 The patch pot uses vapour propane and is ideal for small patch work, flashing curbs and vents. The unit comes complete with: burner, hose, regulator, thermometer and 2 1/2" draincock.

\$4,125



**615 000 160 Towable Gallon Kettle**  
 Features a round tube factory tested heating unit that helps retain heat, one piece chimney cover, anti splash dual lids, front industrial jack leg and rear stabilizer leg. This kettle is ready to work with its burner hose and regulator, thermometer and 2-1/2" draincock.

\$12,215

625700	Fuminator for 625000 kettle	\$6,220
635700	Fuminator for 635000 kettle	\$6,220
650700	Fuminator for 655000 kettle	\$6,700
600941	Bottle Rack for 1 propane tank for kettle	On demand
600949	Toolbox for kettle	On demand



**Grizzly Asphalt  
Kettles**

The best roofing equipment, made even better.



# Kettles accessories



**Thermometer Holder**

201190 - Thermometer Handle Only  
201191 - Handle + 12" Thermometer



**Regulator**

942 400 - Regulator Complete Liquid  
942 410 - Vapor Regulator



**Propane Hose**

940 662 - 50FT Hose For Sprayer (385 000)  
940 406 - 3FT Hose For Sprayer  
940 405 - 15FT Hose For Sprayer



**Thermometer**

942 501 - Kettle Thermometer 3" Dial x 6" Stem  
942 502 - Kettle Thermometer 3" Dial x 9" Stem  
942 503 - Kettle Thermometer 3" Dial x 12" Stem



**Coupling**

942 203 - Coupling - 1 1/2" Steel  
942 024 - Coupling - 2" Steel



**Draincock**

601 201 - Draincock - 2 1/2"  
601 203 - Draincock - 2" (for 603 000)



**Plumbing Union**

942 040 - Union 1 1/2" x 150lbs  
942 041 - Union 1 1/2" x 300lbs  
942 042 - Union 2" x 150lbs  
942 043 - Union 2" x 300lbs



**Jack Leg**

942 920 - Industrial Jack - 5000LB



**Kettle Skimmer**

804 000 - Kettle Skimmer



**Plumbing Elbow Joint**

942 062 - Street Elbow 1 1/2" x 150 lbs x 90°  
942 063 - Street Elbow 1 1/2" x 300 lbs x 90°



### Flex Hose / Insulated Flex Hose

601 030 - Flex Hose 1 1/2" x 5'  
 601 031 - Flex Hose 1 1/2" x 5' (Insulated)  
 601 032 - Flex Hose 2" x 5'  
 601 032 - Flex Hose 2" x 5' (Insulated)

601 001 - Plumbing - Elbow Pipe 1 1/2" x 120°  
 601 002 - TWT Tubing 1 1/2" x 2'  
 601 003 - TWT Tubing 1 1/2" x 3'  
 601 004 - TWT Tubing 1 1/2" x 4'  
 601 006 - TWT Tubing 1 1/2" x 6'  
 601 010 - TWT Tubing 1 1/2" x 10'  
 601 014 - TWT Tubing 1 1/2" x 14'  
 601 020 - TWT Tubing 1 1/2" x 20'

602 001 - Plumbing - Elbow Pipe 2" x 120°  
 602 004 - TWT Tubing 2" x 4'  
 602 006 - TWT Tubing 2" x 6'  
 602 010 - TWT Tubing 2" x 10'  
 602 020 - TWT Tubing 2" x 20'



### Kettle Burner

942 411 700,000BTU Burner  
 942 412 900,000BTU Burner

# Manual Roofing Tools

Grizzly tools are perfect for every roofer. They're built tough and can take whatever you throw at them!

## The best choice of roofing equipment in North America

Order now: [1-888-325-9953](tel:1-888-325-9953)



### 801 000 Tear Off Ripper

Strong and efficient; it has reinforced handles and steel wheels. The blade can be installed facing up for storage and can be replaced if needed.

\$480



### 801 500 Semi Pneumatic Tear Off Ripper

Features semi-pneumatic wheels. It is longer and wider than the 801 000, which offers more room and comfort for taller users.

\$624





**802 000 3-1/2" Scraper**

**\$76**



**803 000 7" Scraper**

**\$88**



**804 000 Skimmer**

This tool enables easy cleaning, skims debris from inside the kettle. Heavy duty construction.

**\$156**



**806 000 Core Cutter**

take samples of roofs to quote and avoid surprises. Very compact, it can be taken apart

**\$150**



**808 000 18" Seam Rollers**

Made of a single piece to avoid creating ridges in the membrane. Full 42 LBS

**\$312**



**810 000: 6" Seam Roller**

Full 16 LBS

**\$190**



**807 000 16" Seam Roller**

Heavy 92 LBS


**\$632**



**814 000 Universal Roll Carriers**

Move heavy rolls of any type onto the roof without injuries. Sold in pairs

**\$230**





# Safety Equipment

As a roofer, your safety is always our number one priority. That's why we offer a wide range of safety equipment to help keep you safe while you work. Whether you're working on a pitched roof or a flat roof, be sure to check out our complete line of Grizzly safety gear before starting your next project.

## We make the toughest roofing tools and equipment on the market.



### 821 000 Safety Bucket

Heavy duty safety buckets specifically made to transport asphalt safely.

- « V » shaped into handle to automatically center cable or hook when lifting bucket.
- Bottom handle for emptying of bucket.
- Flat bottom
- Reinforced edge

\$175



### 822 000 Safety Bucket With Lid

The 822 000 bucket is supplied with hinged lid for added safety and protection from splashing.

\$275



### 825 000 Roof Brackets

Roof bracket for shingles. Can be used on all slopes including 12/12 pitch. They can be removed without raising or damaging shingles.

- 2 X 10 45 deg.

\$32

# READY TO USE

One of its kind with no counterweight required.



Leave it on the roof for easy maintenance, all year long!

## HERCULES Mobile anchoring system

Durable, portable, safe and easy to operate by a single person.

### 861000 Hercules Anchoring System

A mobile anchoring system for protection against height falls, designed for flat roofs and similar structures, that maximizes productivity, safety and ease of use through innovative design and advanced features.

**\$5,999**

861000SW - \$5,999

## Specifications

Dimensions	
Length	82" (with the handle down) 120" (with the handle up)
Width	31"
Height	35" (with the wheels up) 43" (with the wheels down)
Platform Size	46 x 31"
Ground Clearance	0" to 7.5"
Tires	18 x 8.50 x 8, 4 ply rating,
Weight	1250 lbs.

Capacity	
Fall Arrest	2 workers
Travel Restraint	4 workers
Tires	815 lbs. capacity each
Compliance	
CSA	Z259.16-04
OSHA	1926.502 1910.140 1910.66
ANSI	Z359.18-2017

### Suitable for the following types of roofs

Built-up asphalt and gravel, Modified bitumen system., Single-ply system such as fully adhered TPO, PVC, EPDM, Elastomeric membrane, and Wood (deck), mechanically fixed plywood.

Prices subject to change without notice. Transport fees not included.

# Safety Equipment

We have a wide range of safety equipment to help keep you safe while working.

## Guard Rail System

- Section off the job site into zones to easily organize work and personnel.
- Warn workers of impending dangers such as hazardous materials or falls.
- Disassemble and relocate Guardrail sections quick and easily.
- Conforms with OSHA regulations.

107100	Rail System - 5 ft.	\$480
107101	Rail System - 7.5 ft.	\$520
107102	Rail System - 10 ft.	\$548
107107	Based Only + Pins	\$316
108012	Rail Only - 5 ft.	\$165
108014	Rail Only - 7.5 ft.	\$205
108016	Rail Only - 10 ft.	\$232



\* A rail system includes only 1 rail and 1 base.

## 107010 Gard Rail Base Transporter

A 2 wheeled dolly that is equipped with 400 x 4.80 wheels to move guard rail bases easily.

- Lightweight and easy to transport
- 110lbs carrying capacity
- Simplistic fulcrum mechanism
- Protect workers' health and wellbeing

\$544







# FALL BAN

**Labor Savings:** FallBan allows “Roofers” to stay fully focused on the job at hand, without having to dodge lanyards or be restricted by harnesses. We have found eliminating the need for workers to be tied off greatly increases productivity on the roof. For many years the FallBan system has been the preferred choice, for its ease of use, multiple configurations, and efficiency. Now, FallBan 2 offers a rail, cable, or hybrid-rail/cable barrier system with the same benefits as the previous cable-only system.

OSHA, SOR, and USACE compliant, fast and easy setup, and 100% approval by safety inspectors for over 15 years.

FallBan, the right choice.



Rail Barrier



Cable Barrier

## The FallBan 2 80 ft. Quick Corner Kit

FallBan 2 Stanchions	6
Stanchion Support Plates	6
Stanchion to Wall Rests	6
FallBan 2 Mid Braces	5
Diagonal Braces	4
Cable 250 ft roll	1
Cable corner Rollers	6
Flag line 100 FT	1
Cable Pullers	2
Wooden Storage Pallet	1

\*Does not include Extension Bars, Parapet Clamps, or hard rail accessory equipment

Call for price

**PROMOTIONAL 80 ft Hard Rail Adaptor kit which includes 4 Rail Connectors and 1 Rail Corner.**

\* Would require 2" EMT main rail to be purchased separately.

Call for price



#FB-50 Metal storage pallet



#FB-51 Wood storage pallet



**#FB-F2-1 FallBan2 Stanchion**



**#FB-1B Stanchion Support Plate**



**#FB-1A Stanchion to Wall Rest**



**#FB-F2-2 FallBan2 Mid Brace**



**#FB-2 Diagonal Brace**



**#FB-16-250 Cable 250' Roll**



**#FB-12 Cable Corner Roller**



**#FB-21 Flag Line 100'**



**#FB-19 Cable Puller**

**Basic Straight Run Kits Include:**

Item #	Kit Size	Complete Stanchions	Mid Braces	Diagonal Braces	Anchor Plates	Cable	Flag Line
FB2-80	80'	2	5	4	2	250'	100'
FB2-100	100'	6	5	2	2	300'	100'
FB2-200	200'	11	10	2	2	600'	200'
FB2-400	400'	21	20	2	2	1200'	400'
FB2-500	500'	26	25	2	2	1500'	500'

Basic Kits can be adapted to standard flat or gravel stop edges or gutter edges.

**Premium Kits Include:**

Item #	Kit Size	Complete Stanchions	Mid Braces	Diagonal Braces	Anchor Plates	Cable	Flag Line	Corner Roller Assemblies	Extension Bars	Parapet Clamps	Diagonal Brace Swivels
FB2-P-100	100'	6	5	4	2	300'	100'	3	6	6	1
FB2-P-200	200'	11	10	8	2	600'	200'	12	11	11	1
FB2-P-400	400'	21	20	10	2	1200'	400'	12	21	21	2
FB2-P-500	500'	26	26	12	2	1500'	500'	15	26	26	2

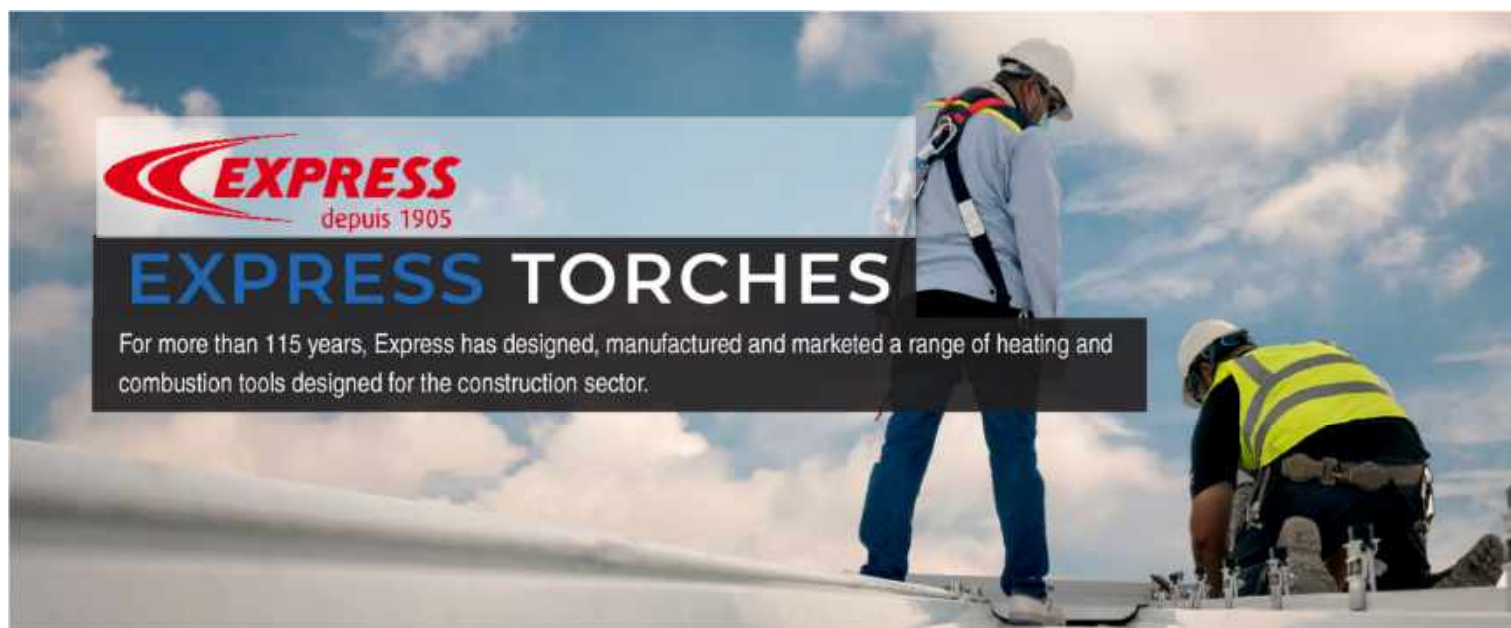
Premium Kits can be adapted to standard flat or gravel stop edges, gutter edges, corners (both inside and outside) parapet walls (of a variety of widths) and roof overhangs.

100' – 200' set will include a wooden shipping container. Sets larger than 200' will include a steel FallBan Storage Pallet.

Call for price.

# Other Product lines

Other  
Product  
Lines



#### 6211CRE Titanium Torches Kit

- Ref. 620CRE Curved composite handle
- Ref. L600 24 in wand, 150T 511 K BTU titanium burner
- Ref. 1200 7 in wand 505 170 K BTU stainless burner
- Ref. 36201 Female quick connector
- Ref. 525C CSA 25' Hose
- Ref. 915 30-60 PSI Regulator
- Ref. 702500 Stricker

Call for price.



#### 6111E Economy Torches Kit

- Ref. 650E Dual-material handle
- Steel wand 16 in
- 340 K BTU burner sub assembly
- Ref. 525C CSA 25' Hose
- Ref. 914-60 60PSI Fixed Regulator

Call for price.





## Technical Data

KIT COMPOSITION			TITANIUM TORCH KIT	STEEL TORCH KIT
Type	Product number	Description	6211CRE	6111E
Handle	620CRE	Curved composite handle	•	
	650E	490		•
Wand	L600	24 in. wand	•	
	L200	7 in. wand	•	
Burner	150T	511.000 BTU Titanium burner	•	
	50S	170.000 BTU Titanium burner	•	
Economy	Steel wand + bell sub assembly			•
Connections	36201	Female quick connector	•	
	525C	CSA 25' Hose	•	•
	915	30-60 PSI Regulator	•	
	914-60	60 PSI fixed Regulator		•
	702500	Stricker	•	



**We make roofing  
easy.**



## ELECTRIC HOT AIR WELDING TOOL

CAT. NO. 2020E - CAT. NO. 2023E

Ideal for welding, heating, forming, or shrinking all types of materials (plastic, zinc, etc.), the electric hot air welding tool (Cat No. 2020E or Cat. No. 2023E) is a handy and easy-to-use tool.

Efficient, it can reach a temperature up to **600 °C / 1112 °F** and has a **1600 W** heating capacity.

Easy to handle with its **3 meters / 9.84 ft** of electrical cable.

**Fast set up**, it is operational in less than 3 minutes and features an automatic cooling system with delayed shutdown for safe power-off.

**Comfortable handling** thanks to its non-slip surface coating.

Equipped with a storage and transport case, the electric hot air welding tool (Cat. No. 2020E or 2023E) follows you on all your worksites.

### ACCESSORIES

*Optional with the Cat. No. 2020E  
Included with the Cat. No. 2023E*

40 mm / 1.57 in  
flat nozzle  
**CAT. NO. 20102**



40 mm / 1.57 in  
flat elbow nozzle  
**CAT. NO. 20104**



Call for price.

Prices subject to change without notice. Transport fees not included.



# AMPED EQUIPMENT

Call for price

Amped Equipment is the leading manufacturer of mobile roofing spray systems. Proudly made in the USA, these carts increase productivity & profitability. If time is money, why not save both with Amped Equipment?



Carlisle Approved Mobile Roof Sprayer - Carries and Dispenses 55-Gallon Drum 2-part Adhesives. The P55 has a one-of-a-kind patented design that is fully self-contained, providing safe electric drum loading.

#### FEATURES:

- Custom OEM Graco Reactor
- Run 55 Or 15 Gal Drums
- Electronic Drum Loading
- Hose Racks
- Variable Speed & Pressure
- Extra Large Lockable Cabinet



Carlisle Approved Mobile Roof Sprayer for 2-part Adhesive Applications with 15 Gal. Drums, Jugs, or Boxes. The PJR is the #1 spray cart in the industry for good reason. It is the most cost-effective spray foam system of its kind, paying for itself after one medium size job

#### FEATURES:

- Custom OEM Graco Reactor
- Variable Pressure up to 2000LBS/1.5 GPM
- Up to 160 ft of Hose
- 18x850 Flat Free Tires
- Online Video Instructions

#### COMPATIBLE PRODUCT:

15 Gal Drums  
Bag in a Box  
5 Gal Jugs



The VAI SP is an Air-Purge Manifold Spray Gun for applying two-part A+B roofing adhesives, that allows you to do any application with one gun, including Static Bead, Splatter/Spatter, Full Spray, Air Purge and more. This plural component applicator is self cleaning and designed for use with The PJR Roof Spray Cart.

- The worlds first and only self-cleaning two-part spray adhesive applicator
- Spray multiple bead patterns with a single gun simultaneously
- Spray faster and longer thanks to the lightweight, ergonomic design
- More accurate and specific spray pattern application control
- Padded, Comfort Fit Manifold Handle and Forearm Cuff
- Tip attachment retrofits to standard Vee-Manifold



ULTIMATE V-Manifold 2-Part adhesive splatter, bead, spray applicator for roofing. The patented V-Manifold is constructed with simple straight flow paths to allow a free flowing stream of liquid components for 2 part adhesive application. Straight flow paths allow for less down time. No need to disconnect hoses to restore flow interruption. Fewer mixing tip changeouts.

- GOLD MACHINED ALUMINUM BODY: Precision machined for effective use
- SPLIT YOKE HANDLE: Quick polyol purge to prolong tip use
- YOKE LOCK: Prevents accidental run out
- AIR QUICK CONNECT: Bloplet spatter dispensing
- 3 GREASE FITTING: Prevents clogging of all 3 channels
- FOREARM CUFF: Provides accurate control





# AMPED EQUIPMENT

Call for price

Amped Equipment is the leading manufacturer of mobile roofing spray systems. Proudly made in the USA, these carts increase productivity & profitability. If time is money, why not save both with Amped Equipment?



## Flip

Use One Cart to Spray 2-Part Adhesives like the PIR or FLIP to Hang 5 for Single-Ply Adhesive Application. Apply single-ply adhesive or 2-part low-rise foam adhesive with ONE mobile sprayer - the new "FLIP" cart from Amped Equipment. Roofers can now do single-ply and plural component adhesive applications with a single unit called the "FLIP" cart from Amped Equipment.

- PIR OEM Graco Reactor
- 50' 2-Hose Bundle at 3/8"
- PIR Vee Manifold Static Gun
- 20 Static Mixing Nozzle Tips
- A+B (2) 10 ft. Whip Hoses at 3/8"
- MADE IN THE USA!



Easily switch between the Flip cart and the Hang 5

## hang5

The Hang 5 is a Mobile Battery Powered Single-Ply Adhesive Sprayer. Revolutionary, new, lithium battery-powered spray cart for applying single-ply roofing membrane adhesives. The HANG 5 sprays with five battery-operated nozzles at a 5-foot width for even coverage of 500 square feet per minute, or 1000 square feet per minute with a second bar attached. An on-board integrated cleaning system allows the HANG 5 to air-purge with the press of a button, cleaning all of the spray nozzles and hoses simultaneously. This one-of-a-kind patented design allows for fast, simple mobile application of single-ply adhesives.



- Coverage: 500-1,000 Square Feet Per Minute with 2nd Bar Attached
- Power: Lithium Battery Powered
- Setup: Quick, Simple, and Easy!
- Self Cleaning: Integrated On-Board Cleaning System Cleans Hoses and Nozzles with Push of a Button!
- Self-Contained Control Box
- Run Time: 2 hours of continuous run time with single 5' bar or 1 hour with 10' bar on a fully charged 20v or 24v Lithium-Ion Battery.
- Made in The USA

MODEL	DESCRIPTION	WEIGHT
101 000	Mini mopper 40"	80 lb
102 000	Mini mopper 36"	80 lb
104 000	Mini mopper 48"	80 lb
110 000	Gravel spreader	115 lb
121 000	Mop buggy	80 lb
143 000	LG18 Trailer	190 lb
143 700	LG18 Dump Tray Attachment	175 lb
143 800	LG18 Double Dump Tray Attachment	280 lb
144 000	Utility carrier	105 lb
146 500	Insulated hot tank	72 lb
147 000	Hot stuff carrier	165 lb
180 000	Trash chute hopper	100 lb
202 000	Wheelbarrow	67 lb
203 000	Wheelbarrow	86 lb
220 000	Voyager 1	50 lb
221 000	Voyager 2	75 lb
225 000	Transp. with swivel rear wheels	145 lb
227 000	Transp. without rear wheels	110 lb
230 000	Roll Carrier	230 lb
301 000	Roof cutter (Honda GX270)	205 lb
303 500	Piranha Roof cutter (Honda GX340)	245 lb
303 600	Piranha Roof cutter (Honda GX390)	245 lb
304 000	Mini Cutter	165 lb
320 000	Hydraulic roof remover	600 lb
330 000	Workhorse	325 lb
330 500	Gravel spreader	110 lb
330 700	Dump tray	90 lb
332 000	Hydraulic Workhorse	490 lb
332 700	Dump tray (Hydraulic Workhorse)	170 lb
333 000	Wheels under Workhorse	325 lb
340 000	Predator	260 lb
350 000	Roof planer	230 lb
370 000	36" Sweeper (Honda GX270)	385 lb
385 000	Sprayer (with 50' hose & GX120 Honda engine)	525 lb
391 000	Seam roller	110 lb
410 000	G41	1190 lb
410 000	G41 with bucket	1310 lb
410 200	Bucket with hydraulic grapppler	
412 000	Hydraulic sweeper for G41	210 lb
413 000	Roof remover for G41	140 lb
414 000	Fork for G41	140 lb
501 300	Fork	85 lb
501 450	Super gravel bucket	60 lb
501 480	Gravel bucket 800 lb	105 lb
501 490	Gravel bucket 1600 lb	170 lb
502 000	TT1000 Hoist	565 lb

MODEL	DESCRIPTION	WEIGHT
502 500	TT1000 power unit GX270 Honda	215 lb
503 500	TT1000 Hyd power unit GX270	260 lb
530 500	Hand hoist	110 lb
531 000	Manual swing hoist	125 lb
532 000	Mech. Swing hoist frame	215 lb
590 000	Trash tray	125 lb
597 000	Counterweight	55 lb
598 000	Ladder wheel	15 lb
599 000	12" gin wheel with hook	10 lb
601 100	Hot pipe support	
601 201	2-1/2" Draincock for 145 000, 174 000 & Kettles	13.5 lb
603 000	45 gal. Patch pot	260 lb
615 000	160 gal. Kettle	1100 lb
625 000	300 gal. Kettle	2002 lb
635 000	400 gal. Kettle	2300 lb
650 000	600 gal. Kettle	3498 lb
680 000	800 gal. Kettle	4980 lb
801 000	Tear off ripper	62 lb
801 500	Tear off ripper	50 lb
802 000	3-1/2" scraper	7 lb
803 000	7" scraper	9 lb
804 000	Skimmer	6.5 lb
806 000	Core cutter	3.5 lb
807 000	16" seam roller (heavy)	92 lb
808 000	18" Seam roller (full)	42 lb
810 000	6" Seam roller (full)	16 lb
814 000	Universal Roll Carriers	11 lb
821 000	Safety bucket	8 lb
822 000	Safety bucket with lid	10.5 lb
825 000	Roof bracket (weight for 12)	39 lb
851 000	Safety base c/w post	20 lb
852 000	Guard rail system	19.5 lb
852 100	Guard rail clamp	6.5 lb
852 200	Guard rail post	13 lb
852 300	Guard rail 1-1/4" x 10' lower steel rail	7.5 lb
852 350	Guard rail 1-5/8" x 10' upper steel rail	16.5 lb
861 000	Hercules mobile anchoring system	1000 lb

**For any parts inquiries, please contact:**  
[orders@grizzlyase.com](mailto:orders@grizzlyase.com)

**And check our website for spec sheets.**



[illegible]

[illegible]

[illegible]

Distributed by :



## North American Leader in Manufacturing Roofing Equipment

8650 rue Du Creusot  
St-Léonard (Québec)  
H1P 2A7

Telephone: 1-888-325-9953  
E-mail: [orders@grizzlyase.com](mailto:orders@grizzlyase.com)  
[www.grizzlyequip.com](http://www.grizzlyequip.com)